




# Great Ponton Church of England School (URN: 120602)




## Key stage 2 results over 3 years

This is revised data for 2018/19.

### Progress in reading

	2017	2018	2019
Number of pupils	10	9	7
Pupils with adjusted scores	N/A	0	0
School progress score	-2.14	-0.93	3.99
Confidence interval	-6.0 to 1.8	-4.8 to 3.0	-0.6 to 8.6
Progress banding	 Average	 Average	 Average
Local authority average	-0.91	-0.70	-0.86
National average	0.00	0.03	0.03

### Progress in writing

	2017	2018	2019
Number of pupils	10	9	8
Pupils with adjusted scores	N/A	0	0
School progress score	-4.98	-1.87	0.05
Confidence interval	-8.7 to -1.3	-5.6 to 1.8	-3.9 to 4.0
Progress banding	 Well below average	 Average	 Average
Local authority average	-0.63	-0.27	-0.18
National average	0.00	0.03	0.03

## Progress in maths

	2017	2018	2019
Number of pupils	10	9	7
Pupils with adjusted scores	N/A	0	0
School progress score	-1.84	0.52	4.00
Confidence interval	-5.3 to 1.7	-3.1 to 4.1	0.0 to 8.0
Progress banding	■ Average	■ Average	■ Average
Local authority average	-1.20	-0.85	-0.74
National average	0.00	0.03	0.03

## **Reading, writing and maths combined**

### **Percentage of pupils achieving the expected standard or higher**

Number of pupils in 2017 = 11

Number of pupils in 2018 = 9

Number of pupils in 2019 = 10

### **Percentage of pupils achieving the higher standard**

Number of pupils in 2017 = 11

Number of pupils in 2018 = 9

Number of pupils in 2019 = 10

## **Average scaled scores in:**

### **Reading**

Number of pupils in 2017 = 11

Number of pupils in 2018 = 9

Number of pupils in 2019 = 10

### **Maths**

Number of pupils in 2017 = 11

Number of pupils in 2018 = 9

Number of pupils in 2019 = 10